

Directors' Report

For the reporting period ending
30 June 2023

Content

- Background and Definitions
- Part A – General Information
- Part B – Specific Information
- Part C – Consolidated Financial Statements



Background and Definitions

Background

In 2020, Komo Energy Pty Ltd ACN 618 126 622 (the “Company”) has undertaken a crowd-sourced funding (CSF) process and has welcomed CSF shareholders to the Company.

The Company presents this Directors’ Report for the Reporting Period. This Directors’ Report is made in accordance with a directors’ resolution passed on 31 October 2023 approving this Directors’ Report. The Directors’ Report also attaches the Consolidated Financial Statements. The Company is exempt from the requirement to have its financial report audited.

Signed for and on behalf of the Company:



Jonathan Edward Prendergast
Sydney, 31 October 2023



Gerald Arends
Brisbane, 31 October 2023

Definitions

In this Directors' Report, the following defined terms are used:

“Company” means Komo Energy Pty Ltd ACN 618 126 622.

“Komo Energy” means the Company and all its Subsidiaries.

“Reporting Period” means the financial year from 1 July 2022 to 30 June 2023 and covers, where required, also the period from 1 July 2023 to the date of this Directors' Report.

“Subsidiary” means each of Komo Service Pty Ltd ACN 645 429 483, Komo Precinct Pty Ltd ACN 620 029 334, Komo Community Batteries Pty Ltd ACN 662 735 891, Goulburn Community Solar Pty Ltd ACN 633 423 346, Gloucester Solar Project 1 Pty Ltd ACN 646 043 343, Dromana Community Solar Pty Ltd ACN 632 804 052 and Bunyip Solar One Pty Ltd ACN 663 839 969.

Part A – General Information

General Information

This section provides general information about Komo Energy's operations and activities. Komo Energy is providing consolidated financial statements and, accordingly, the review of the operations and activities of Komo Energy includes the Company and the Subsidiaries.

Review of operations during the Reporting Period	<i>Continued development of own pipeline of projects</i> In the Reporting Period, Komo Energy continued the development of its pipeline of community-scale energy projects.	Section 299(1)(a) of the Corporations Act 2001 (Cth)
Results of those operations	Komo Energy highlights the following projects in its pipeline, some of which have received significant attention in the public domain: <ul style="list-style-type: none">• The Grong Grong Solar Farm/Haystacks Solar Garden is a 1.5 MW solar farm in Grong Grong (NSW) that receives funding under the Regional Community Energy Fund (RCEF) of the NSW Government. It will host the Haystacks Solar Garden, Australia's first large-scale solar garden. Komo Energy has completed significant development steps, including all grid modelling with Essential Energy and the modification of the development approval with Narrandera Shire Council. During the Reporting Period, Komo Energy has supported (1) final stages of development, in particular securing the grid connection agreement and an upgrade of the land tenure; (2) the development of the 'issued for construction' design; (3) procurement activities for the inverter & transformer skid, the single-axis tracker and photovoltaic modules and (4) procurement of contractors for fencing, for civil works, for mechanical installation of the trackers and modules and for electrical installation, testing and commissioning. The project has commenced construction during the Reporting Period.	

General Information

Continued.

Review of operations during the Reporting Period

Results of those operations

- The Goulburn Dispatchable Solar Farm is a 1.4 MW solar and battery project in Goulburn (NSW) that receives funding under the Regional Community Energy Fund (RCEF) of the NSW Government. During the Reporting Period, Komo Energy has supported (1) final stages of development, in particular securing the grid connection agreement; (2) procurement activities for the inverter & transformer skid and (3) procurement of contractors for site preparation works and installation of the solar farm on a 'engineering, procurement and construction' (EPC) basis. The project has commenced construction during the Reporting Period.
- Manilla Community Renewable Energy (MCRE) has engaged Komo Energy to support its ambition to buy out the development rights for a 5 MW solar/battery project in Manilla. Once the buyout is completed, Komo Energy will provide support during the fund-raising phase as well as the procurement phase for this project. This project is also funded by the Regional Community Energy Fund (RCEF) of the NSW Government.
- Komo Energy had to abandon the development of a 500kW solar or solar/battery project undertaken for Energise Gloucester due to export limitations imposed by Essential Energy. While Komo Energy did not earn a development fee for this work, Komo Energy has recovered all external cost incurred in pursuing this project.

Section 299(1)(a) of the Corporations Act 2001 (Cth)

General Information

Continued.

Review of operations during the Reporting Period

Results of those operations

- The Bunyip Solar/Battery project is a 1 MW solar project with a 1.6 MWh battery in Bunyip under development in collaboration with the Bunyip Renewable Action Group (BRAG). During the Reporting Period, Komo Energy has progressed (1) land acquisition; (2) concept engineering; (3) the grid connection process and (4) investigations and studies for the preparation of the development application.

Market conditions

Market conditions for the construction of solar farms and battery energy storage systems continued to be challenging during the Reporting Period, but have abated towards the end of the Reporting Period. Continued challenges consists in significant geopolitical risk as well foreign exchange fluctuations. The cost of construction labour has reduced towards the end of Reporting Period, allow projects managed by Komo Energy to engage contractors for delivery of the Grong Grong and Goulburn projects.

During the Reporting Period, market prices for electricity and large-scale generation certificates (LGCs) stabilised on robust level.

Section 299(1)(a) of the Corporations Act 2001 (Cth)

General Information

Continued.

<p>Review of operations during the Reporting Period</p> <p>Results of those operations</p>	<p><i>Expansion of own pipeline of projects</i></p> <p>In the Reporting Period, Komo Energy continued expanding its development pipeline of community-scale projects both in collaboration with community energy groups and out of its own initiative.</p> <p><i>Provision of services to third party projects</i></p> <p>In the Reporting Period, Komo Energy has continued to provide consulting services to a range of community energy projects and commercial customers across activities ranging from project development to the structuring of power purchase agreements.</p>	<p>Section 299(1)(a) of the Corporations Act 2001 (Cth)</p>
--	--	---

General Information

Continued.

<p>Review of operations during the Reporting Period</p> <p>Results of those operations</p>	<p><i>Fund raising campaign support</i></p> <p>In the Reporting Period, Komo Energy has not provided fund-raising campaign support, but considers this a valuable skills set derived from undertaking its own crowd-sourced finance (CSF) equity raise in 2020 and Grong Grong Solar Farm’s crowd-sourced finance (CSF) equity raise in 2022, both on the Birchal platform.</p> <p>After the end of the Reporting Period, however, Komo Energy has provided such support to the Grong Grong Solar Farm for its second crowd sourced finance (CSF) equity raise in 2023 on Birchal and for a seed raise for the Manilla Solar Farm.</p> <p><i>Results of operation</i></p> <p>Komo Energy undertakes a significant part of its project development activities on its own account, seeking the risk and return associated with project development activities. These activities span multiple financial years and Komo Energy expects to incur losses during the initial financial years as the pipeline of projects expands.</p>	<p>Section 299(1)(a) of the Corporations Act 2001 (Cth)</p>
--	---	---

General Information

Continued.

<p>Review of operations during the Reporting Period</p> <p>Results of those operations</p>	<p>This effect is mitigated by:</p> <ul style="list-style-type: none">• Komo Energy providing some services on a consulting basis; and• grant funding received by Goulburn Community Solar Pty Ltd for the purpose of contributing to the capital cost of the construction of the Goulburn Community Solar Farm being treated as ordinary income. <p>Komo Energy completed the 2022/2023 financial year with an operating profit of \$292,176 on a consolidated basis. This outcome is significantly driven by the impact of grant funding received.</p> <p>The underlying operational outcomes falls short of the directors' expectations, as the divestment of Goulburn Community Solar Pty Ltd has not yet been achieved and some project development fees from the Grong Grong Solar Farm have not yet been recovered.</p>	<p>Section 299(1)(a) of the Corporations Act 2001 (Cth)</p>
<p>Details of any significant changes in the Komo Energy's state of affairs</p>	<p>There has been no significant change in Komo Energy's state of affairs during the Reporting Period.</p>	<p>Section 299(1)(b) of the Corporations Act 2001 (Cth)</p>

General Information

Continued.

Principal activities during the Reporting Period	Komo Energy continues to provide services in relation to: <ul style="list-style-type: none">• project development• procurement• campaign support for community fund-raising / crowd-sourced finance (CSF) raising• grant funding support• PPA structuring and sourcing• support services during the construction period The provision of asset management services is expected to commence in the 2023/2024 financial year.	Section 299(1)(c) of the Corporations Act 2001 (Cth)
Significant changes in the nature of those activities during the Reporting Period	There have been no significant changes in the nature of the activities during the Reporting Period.	Section 299(1)(c) of the Corporations Act 2001 (Cth)

General Information

Continued.

<p>Details of any matter or circumstance that has arisen since the end of the Reporting Period that has significantly affected, or may significantly affect:</p> <p>(i) Komo Energy's operations in future financial years; or</p> <p>(ii) the results of those operations in future financial years; or</p> <p>(iii) Komo Energy's state of affairs in future financial years;</p>	<p>There has not arisen in the interval between the end of the Reporting Period and the date of this report any item, transaction or event of a material and unusual nature likely, in the opinion of Komo Energy, to affect significantly the operations of Komo Energy, the results of those operations, or the state of affairs of Komo Energy in subsequent financial years.</p>	<p>Section 299(1)(d) of the Corporations Act 2001 (Cth)</p>
---	--	---

General Information

Continued.

Likely developments in Komo Energy's operations in future financial years and the expected results of those operations	<p>Komo Energy expects that supply chains will continue to put strain on the deployment of solar/battery projects due to increased geopolitical risk and foreign exchange volatility. Komo Energy expects that, with the softening of the economic outlook, construction cost will trend lower than it has in the Reporting Period and that this will assist the viability of Komo Energy's projects.</p> <p>Komo Energy expects that both the wholesale energy market prices and the price for large-scale generation certificates (LGCs) will remain robust in the near to medium term, supporting the viability of the projects.</p> <p>Komo Energy expects that it will be able to substantially increase its development pipeline due to the divestment of its first projects and the establishment of collaboration for the funding of a further pipeline of project developments. Project development remains an activity that requires significant investment in the short-term (beyond a single financial year) with the results from these operational activities being registered in the medium-term in future reporting periods.</p>	Section 299(1)(e) of the Corporations Act 2001 (Cth)
Komo Energy's performance in relation to environmental regulation	<p>As at the date of Directors' Report and to the best of Komo Energy's knowledge, its operations have been and remain fully compliant with environmental regulation.</p>	Section 299(1)(f) of the Corporations Act 2001 (Cth)

Part B – Specific Information

Specific Information

This section provides specific information about Komo Energy's operations and activities.

Name of each person who has been a director of the Company at any time during or since the end of the Reporting and the period for which they were a director	<p>Jonathan Edward Prendergast was a director during the Reporting Period and since the end of the Reporting Period to the date of this Directors' Report. Jonathan was appointed as a director on 22 March 2017.</p> <p>Gerald Arends was a director during the Reporting Period and since the end of the Reporting Period to the date of this Directors' Report. Gerald was appointed as a director on 10 May 2017.</p>	Section 300(1)(c) of the Corporations Act 2001 (Cth)
--	---	--

Specific Information

This section provides specific information about Komo Energy's operations and activities.

Indemnities given and insurance premiums paid during or since the end of the Reporting Period for a person who is or has been an officer.

Komo Energy is party to Deeds of Indemnity with each of Jonathan Edward Prendergast (director) and Gerald Arends (director). Under these Deeds of Indemnity, the Company must indemnify the directors for any loss which the directors may incur, or be liable for, arising from, or in connection with, the directors' position as an officer of the Company. The Deeds of Indemnity do not apply to the extent that such an indemnity is prohibited by law, including (amongst others) the prohibitions under section 199A of the *Corporations Act 2001* (Cth).

The Company has not made any payment under the Deeds of Indemnity nor taken any other action to indemnify either of the directors.

Under the Deeds of Indemnity, the Company is required to procure directors' liability insurance. The Company has procured management liability insurance for the period from 14 August 2023 to 14 August 2024 and paid a premium of \$3,062.00 for that insurance.

Section 300(1)(g), section 300(8) and section 300(9) of the Corporations Act 2001 (Cth)

Specific Information

Continued.

<p>Items on which the Company has nothing to report</p>	<p>The Company has nothing to report against the following requirements:</p> <ul style="list-style-type: none">• section 300(1)(a) of the <i>Corporations Act 2001</i> (Cth)• section 300(1)(b) of the <i>Corporations Act 2001</i> (Cth)• section 300(1)(ca) of the <i>Corporations Act 2001</i> (Cth)• section 300(1)(d) of the <i>Corporations Act 2001</i> (Cth)• section 300(1)(e) of the <i>Corporations Act 2001</i> (Cth)• section 300(1)(f) of the <i>Corporations Act 2001</i> (Cth)• section 300(14) of the <i>Corporations Act 2001</i> (Cth)• section 300(15) of the <i>Corporations Act 2001</i> (Cth)	
--	---	--

Part C – Consolidated Financial Statements

**Komo Energy Pty Ltd
and its Controlled
Subsidiaries**

ABN 16 618 126 622

Financial Report

**For the year ended
30 June 2023**

2023

Contents

DIRECTORS' REPORT	1
CONSOLIDATED STATEMENT OF PROFIT OR LOSS AND OTHER COMPREHENSIVE INCOME	3
CONSOLIDATED STATEMENT OF FINANCIAL POSITION	4
CONSOLIDATED STATEMENT OF CHANGES IN EQUITY	5
CONSOLIDATED STATEMENT OF CASH FLOWS	6
NOTES TO THE CONSOLIDATED FINANCIAL STATEMENTS	7
DIRECTORS' DECLARATION	23

DIRECTORS' REPORT

FOR THE YEAR ENDED 30 JUNE 2023

The directors present their report on Komo Energy Pty Ltd (the "Company") and its Controlled Subsidiaries (collectively the "Group") for the financial year ended 30 June 2023.

Directors

The names of the directors in office at any time during, or since the end of, the year are:

- Jonathan Edward Prendergast
- Gerald Arends

Directors have been in office since the start of the financial year to the date of this report unless otherwise stated.

Review of Operations

The consolidated profit of the Group for the financial year after providing for income tax amounted to \$292,176 (2022: Profit of \$108,260).

A review of operations of the Group during the financial year and the results of those operations found that during the year, the Group continued to engage in its principal activity, the results of which are disclosed in the attached financial statements.

Significant Changes in the State of Affairs

No significant changes in the Group's state of affairs occurred during the financial year.

Principal Activities

The principal activities of the Group involves accelerating the growth of renewable energy in Australia by helping regional communities to develop mid-scale solar projects.

No significant change in the nature of these activities occurred during the year.

Events Subsequent to the End of the Reporting Period

No matters or circumstances have arisen since the end of the financial year which significantly affected or may significantly affect the operations of the Group, the results of those operations, or the state of affairs of the Group in future financial years.

Likely Developments and Expected Results of Operations

Likely developments in the operations of the Group and the expected results of those operations in future financial years have not been included in this report as the inclusion of such information is likely to result in unreasonable prejudice to the Group.

Environmental Regulation

The Group's operations are not regulated by any significant environmental regulation under a law of the Commonwealth or of a state or territory.

Options

No options over issued shares or interests in the Company or controlled subsidiaries were granted during or since the end of the financial year and there were no options outstanding at the date of this report.

DIRECTORS' REPORT

FOR THE YEAR ENDED 30 JUNE 2023

No shares or interests in the Company or controlled subsidiaries have been issued during or since the end of the year as a result of the exercise of an option over unissued shares or interests.


Indemnification of Officers


Subsequent to the year ended 30 June 2023, the Company paid premiums in respect of a contract insuring the Directors and Officers of the Company and related bodies corporate against liabilities that may be incurred in his or her capacity as a Director or Officer to the extent permitted by the *Corporations Act 2001*. The contract of insurance prohibits disclosure of the nature of the insurance provided and the amount of the premiums paid.

Proceedings on Behalf of the Company

No person has applied for leave of court to bring proceedings on behalf of the Company or intervene in any proceedings to which the Company is a party for the purpose of taking responsibility on behalf of the Company for all or any part of those proceedings.

The Company was not a party to any such proceedings during the year.

Director  Dated this 27 Day of October 2023
Gerald Arends

Director  Dated this 27 Day of October 2023
Jonathan Edward Prendergast

CONSOLIDATED STATEMENT OF PROFIT OR LOSS AND OTHER COMPREHENSIVE INCOME

FOR THE YEAR ENDED 30 JUNE 2023

	NOTE	2023 \$	2022 \$
CONTINUING OPERATIONS			
Revenue	2	359,278	434,911
Other income	2	591,331	644
Profit from investments in associates		38,766	92,401
Gain attributable to losing control of subsidiaries		-	131,294
TOTAL INCOME		989,376	659,250
EXPENSES			
Accounting fees		(825)	(8,250)
Project expenses		(169,615)	(292,800)
Administrative expenses		(203,138)	(177,359)
Superannuation expense		(22,662)	(9,872)
Employment expenses		(218,101)	(98,976)
Other expenses		(489)	(1,638)
TOTAL EXPENSES		(614,830)	(588,895)
PROFIT / (LOSS) BEFORE INCOME TAX EXPENSE		374,546	70,355
Income tax (expense) / benefit	4	(82,370)	37,905
PROFIT / (LOSS) FOR THE YEAR		292,176	108,260
TOTAL COMPREHENSIVE INCOME FOR THE YEAR		292,176	108,260

The accompanying notes form part of these financial statements.

CONSOLIDATED STATEMENT OF FINANCIAL POSITION

AS AT 30 JUNE 2023

	NOTE	2023 \$	2022 \$
ASSETS			
CURRENT ASSETS			
Cash and cash equivalents	5	690,556	234,690
Trade and other receivables	6	8,608	37,769
TOTAL CURRENT ASSETS		699,164	272,459
NON-CURRENT ASSETS			
Investments in associates	3	136,167	97,401
Deferred tax asset	8	104,063	46,929
Capital work in progress		472,542	-
Fixed assets		2,669	-
TOTAL NON-CURRENT ASSETS		715,441	144,330
TOTAL ASSETS		1,414,605	416,789
LIABILITIES			
CURRENT LIABILITIES			
Trade and other payables	9	116,681	46,781
Accruals	9	9,075	8,250
Current tax liabilities	8	139,504	-
TOTAL CURRENT LIABILITIES		265,260	55,031
NON-CURRENT LIABILITIES			
Related party loans		69,652	64,741
TOTAL NON-CURRENT LIABILITIES		69,652	64,741
TOTAL LIABILITIES		334,912	119,772
NET ASSETS		1,079,693	297,017
EQUITY			
Issued capital – parent entity	10	283,689	283,689
Investment from Goulburn Community Co-Operative Ltd	10	490,500	-
Retained earnings		305,504	13,328
TOTAL EQUITY		1,079,693	297,017

The accompanying notes form part of these financial statements.

CONSOLIDATED STATEMENT OF CHANGES IN EQUITY

FOR THE YEAR ENDED 30 JUNE 2023

	ISSUED CAPITAL	RETAINED EARNINGS	TOTAL
	\$	\$	\$
Balance at 1 July 2021	283,689	(94,932)	188,757
Share issue (net of transaction costs)	-	-	-
Total profit / (loss) for the period	-	108,260	108,260
BALANCE AT 30 June 2022	283,689	13,328	297,017
Balance at 1 July 2022	283,689	13,328	297,017
Investment from Goulburn Community Co-Operative Ltd	490,500	-	490,500
Total profit / (loss) for the period	-	292,176	292,176
BALANCE AT 30 June 2023	774,189	305,504	1,079,693

The accompanying notes form part of these financial statements.

CONSOLIDATED STATEMENT OF CASH FLOWS

FOR THE YEAR ENDED 30 JUNE 2023

	NOTE	2023 \$	2022 \$
CASH FLOWS FROM OPERATING ACTIVITIES			
Receipts from customers		424,367	529,318
Payments to suppliers and employees		(580,033)	(578,647)
Other income received		587,825	491
Interest (paid) / received		3,507	(26,599)
Income tax (paid) / refunded		-	(676)
NET CASH PROVIDED BY / (USED IN) OPERATING ACTIVITIES		435,666	(76,113)
CASH FLOWS FROM INVESTING ACTIVITIES			
Payment for shares in associates		-	(5,000)
Repayment of loans with related parties		-	(73,133)
Proceeds of loans with related parties		4,911	-
Purchase of property, plant and equipment		(475,211)	-
NET CASH PROVIDED BY / (USED IN) INVESTING ACTIVITIES		(470,300)	(78,133)
CASH FLOWS FROM FINANCING ACTIVITIES			
Investment from Goulburn Community Co-Operative Ltd		490,500	-
NET CASH PROVIDED BY / (USED IN) FINANCING ACTIVITIES		490,500	-
Net increase / (decrease) in cash and cash equivalents		455,866	(154,246)
Cash and cash equivalents at beginning of financial year		234,690	388,936
CASH AND CASH EQUIVALENTS AT END OF FINANCIAL YEAR	6	690,556	234,690

The accompanying notes form part of these financial statements.

DIRECTORS' DECLARATION

FOR THE YEAR ENDED 30 JUNE 2023

Komo Energy Pty Ltd (the "Company") and its Controlled Subsidiaries (collectively the "Group") are incorporated and domiciled in Australia. The Company's registered office and principal place of business is detailed at Note 15.

The Group is a for-profit entity and is primarily involved in accelerating the growth of renewable energy in Australia by helping regional communities to develop mid-scale solar projects.

The consolidated financial statements were authorised for issue on 26 October 2023 by the directors of the Company.

1. Summary of Significant Accounting Policies

Basis of Preparation

The consolidated financial statements are general purpose financial statements that have been prepared in accordance with Australian Accounting Standards – Simplified Disclosures of the Australian Accounting Standards Board and the *Corporations Act 2001*.

The financial statements comply with the recognition and measurement requirements of Australian Accounting Standards, the presentation requirements in those Standards as modified by *AASB 1060 General Purpose Financial Statements - Simplified Disclosures for For-Profit and Not-for-Profit Tier 2 Entities* (AASB 1060) and the disclosure requirements in AASB 1060. Accordingly, these financial statements are the first general purpose financial statements prepared in accordance with Australian Accounting Standards – Simplified Disclosures. In the prior year the financial statements were prepared in accordance with Australian Accounting Standards – Reduced Disclosure Requirements]. There was no impact on the recognition and measurement of amounts recognised in the statements of financial position, profit and loss and other comprehensive income and cash flows of the Group as a result of the change in the basis of preparation.

The financial statements are presented in Australian dollars, which is the Group's functional currency. The amounts presented in the financial statements have been rounded to the nearest dollar, unless otherwise indicated.

Accounting Policies

(a) Principles of Consolidation

The consolidated financial statements incorporate all of the assets, liabilities and results of the parent and all of the subsidiaries. Subsidiaries are entities the parent controls. The parent controls an entity when it is exposed to, or has rights to, variable returns from its involvement with the entity and has the ability to affect those returns through its power over the entity. Subsidiaries details are: provided in Note 1.

The assets, liabilities and results of all subsidiaries are fully consolidated into the financial statements of the Group from the date on which control is obtained by the Group. The consolidation of a subsidiary is discontinued from the date that control ceases. Intercompany transactions, balances and unrealised gains or losses on transactions between Group entities are fully eliminated on consolidation. Accounting policies of subsidiaries have been changed and adjustments made where necessary to ensure uniformity of the accounting policies adopted by the Group.

Equity interests in a subsidiary not attributable, directly or indirectly, to the Group are presented as "non-controlling interests". The Group initially recognises non-controlling interests that are present ownership interests in subsidiaries and are entitled to a proportionate share of the subsidiary's net assets on liquidation at either fair value or at the non-controlling interests' proportionate share of the subsidiary's net assets.

INDEPENDENT AUDIT REPORT

FOR THE YEAR ENDED 30 JUNE 2023

Subsequent to initial recognition, non-controlling interests are attributed their share of profit or loss and each component of other comprehensive income. Non-controlling interests are shown separately within the equity section of the statement of financial position and statement of comprehensive income.

The consolidated entities include:

	2023	2022
1. Komo Energy Pty Ltd (Parent)	100%	100%
2. Komo Service Pty Ltd	100%	100%
3. Komo Precinct Pty Ltd	100%	100%
4. Komo Community Batteries Pty Ltd (<i>formerly Green Crowd Pty Ltd</i>)	100%	-
5. Goulburn Community Solar Pty Ltd	100%	100%
6. Grong Grong Solar Farm Pty Ltd	9.49%	23%
7. Dromana Community Solar Pty Ltd (<i>formerly Grong Grong Solar 2 Pty Ltd</i>)	100%	100%
8. Gloucester Solar Project 1 Pty Ltd	100%	100%

When the Company loses control of a subsidiary, a gain or loss is recognised in profit or loss and is calculated as the difference between:

- (i) the aggregate of the fair value of the consideration received and the fair value of any retained interest and;
- (ii) the previous carrying amount of the assets (including goodwill), and liabilities of the subsidiary and any non-controlling interests.

All amounts previously recognised in other comprehensive income in relation to that subsidiary are accounted for as if the Company had directly disposed of the related assets or liabilities of the subsidiary (ie reclassified to profit or loss or transferred to another category of equity as specified/permitted by applicable Accounting Standards). The fair value of any investment retained in the former subsidiary at the date when control is lost is regarded as the fair value on initial recognition for subsequent accounting under *AASB 9: Financial Instruments*, when applicable, the cost on initial recognition of an investment in an associate or a joint venture.

(b) Income Tax

The income tax expense (income) for the year comprises current income tax expense (income) and deferred tax expense (income).

Current income tax expense charged to profit or loss is the tax payable on taxable income for the current period. Current tax liabilities (assets) are measured at the amounts expected to be paid to (recovered from) the Australian Tax Office (ATO) using tax rates (and tax laws) that have been enacted or substantively enacted by the end of the reporting period.

Deferred income tax expense reflects movements in deferred tax asset and deferred tax liability balances during the year as well as unused tax losses.

Current and deferred income tax expense (income) is charged or credited outside profit or loss when the tax relates to items that are recognised outside profit or loss or arising from a business combination.

INDEPENDENT AUDIT REPORT

FOR THE YEAR ENDED 30 JUNE 2023

Except for business combinations, no deferred income tax is recognised from the initial recognition of an asset or liability where there is no effect on accounting or taxable profit or loss.

Deferred tax assets and liabilities are calculated at the tax rates that are expected to apply to the period when the asset is realised or the liability is settled, and their measurement also reflects the manner in which management expects to recover or settle the carrying amount of the related asset or liability. With respect to non-depreciable items of property, plant and equipment measured at fair value and items of investment property measured at fair value, the related deferred tax liability or deferred tax asset is measured on the basis that the carrying amount of the asset will be recovered entirely through sale. When an investment property that is depreciable is held by the Group in a business model whose objective is to consume substantially all of the economic benefits embodied in the property through use over time (rather than through sale), the related deferred tax liability or deferred tax asset is measured on the basis that the carrying amount of such property will be recovered entirely through use.

Deferred tax assets relating to temporary differences and unused tax losses are recognised only to the extent that it is probable that future taxable profit will be available against which the benefits of the deferred tax asset can be utilised, unless the deferred tax asset relating to temporary differences arises from the initial recognition of an asset or liability in a transaction that:

- (i) is not a business combination; and
- (ii) at the time of the transaction, affects neither accounting profit nor taxable profit (tax loss).

Where temporary differences exist in relation to investments in subsidiaries, branches, associates and joint ventures, deferred tax assets and liabilities are not recognised where the timing of the reversal of the temporary difference can be controlled and it is not probable that the reversal will occur in the foreseeable future.

Current tax assets and liabilities are offset where a legally enforceable right of set-off exists and it is intended that net settlement or simultaneous realisation and settlement of the respective asset and liability will occur. Deferred tax assets and liabilities are offset where:

- (i) a legally enforceable right of set-off exists; and
- (ii) the deferred tax assets and liabilities relate to income taxes levied by the same taxation authority on either the same taxable entity or different taxable entities, where it is intended that net settlement or simultaneous realisation and settlement of the respective asset and liability will occur in future periods in which significant amounts of deferred tax assets or liabilities are expected to be recovered or settled.

(c) Financial Instruments

Initial recognition and measurement

Financial assets and financial liabilities are recognised when the Group becomes a party to the contractual provisions to the instrument. For financial assets, this is the date that the Group commits itself to either the purchase or sale of the asset (ie trade date accounting is adopted).

Financial instruments (except for trade receivables) are initially measured at fair value plus transaction costs, except where the instrument is classified "at fair value through profit or loss", in which case transaction costs are expensed to profit or loss immediately. Where available, quoted prices in an active market are used to determine fair value. In other circumstances, valuation techniques are adopted.

Trade receivables are initially measured at the transaction price if the trade receivables do not contain a significant financing component or if the practical expedient was applied as specified in AASB 15.63.

INDEPENDENT AUDIT REPORT

FOR THE YEAR ENDED 30 JUNE 2023

Classification and subsequent measurement

Financial liabilities

Financial liabilities are subsequently measured at:

- amortised cost; or
- fair value through profit or loss.

All other financial liabilities are subsequently measured at amortised cost using the effective interest method.

The effective interest method is a method of calculating the amortised cost of a debt instrument and of allocating interest expense in profit or loss over the relevant period.

The effective interest rate is the internal rate of return of the financial asset or liability, that is, it is the rate that exactly discounts the estimated future cash flows through the expected life of the instrument to the net carrying amount at initial recognition.

A financial liability is held for trading if it is:

- incurred for the purpose of repurchasing or repaying in the near term;
- part of a portfolio where there is an actual pattern of short-term profit taking; or
- a derivative financial instrument (except for a derivative that is in a financial guarantee contract or a derivative that is in an effective hedging relationship).

Any gains or losses arising on changes in fair value are recognised in profit or loss to the extent that they are not part of a designated hedging relationship.

The change in fair value of the financial liability attributable to changes in the issuer's credit risk is taken to other comprehensive income and is not subsequently reclassified to profit or loss. Instead, it is transferred to retained earnings upon derecognition of the financial liability.

If taking the change in credit risk in other comprehensive income enlarges or creates an accounting mismatch, then these gains or losses should be taken to profit or loss rather than other comprehensive income. A financial liability cannot be reclassified.

Financial assets

Financial assets are subsequently measured at:

- amortised cost;
- fair value through other comprehensive income; or
- fair value through profit or loss.

On the basis of the two primary criteria:

- the contractual cash flow characteristics of the financial asset; and
- the business model for managing the financial assets.

A financial asset is subsequently measured at amortised cost if it meets the following conditions:

- the financial asset is managed solely to collect contractual cash flows; and
- the contractual terms within the financial asset give rise to cash flows that are solely payments of principal and interest on the principal amount outstanding on specified dates.

By default, all other financial assets that do not meet the conditions of amortised cost and the fair value through other comprehensive income's measurement condition are subsequently measured at fair value through profit or loss.

INDEPENDENT AUDIT REPORT

FOR THE YEAR ENDED 30 JUNE 2023

Equity instruments

At initial recognition, as long as the equity instrument is not held for trading or is not a contingent consideration recognised by an acquirer in a business combination to which AASB 3 applies, the Group made an irrevocable election to measure any subsequent changes in fair value of the equity instruments in other comprehensive income, while the dividend revenue received on underlying equity instruments investments will still be recognised in profit or loss.

Regular way purchases and sales of financial assets are recognised and derecognised at settlement date in accordance with the Group's accounting policy.

Derecognition

Derecognition refers to the removal of a previously recognised financial asset or financial liability from the statement of financial position.

Derecognition of financial liabilities

A liability is derecognised when it is extinguished (ie when the obligation in the contract is discharged, cancelled or expires). An exchange of an existing financial liability for a new one with substantially modified terms, or a substantial modification to the terms of a financial liability, is treated as an extinguishment of the existing liability and recognition of a new financial liability.

The difference between the carrying amount of the financial liability derecognised and the consideration paid and payable, including any non-cash assets transferred or liabilities assumed, is recognised in profit or loss.

Derecognition of financial assets

A financial asset is derecognised when the holder's contractual rights to its cash flows expires, or the asset is transferred in such a way that all the risks and rewards of ownership are substantially transferred.

All the following criteria need to be satisfied for the derecognition of a financial asset:

- the right to receive cash flows from the asset has expired or been transferred;
- all risk and rewards of ownership of the asset have been substantially transferred; and
- the group no longer controls the asset (i.e. it has no practical ability to make unilateral decisions to sell the asset to a third party).

On derecognition of a financial asset measured at amortised cost, the difference between the asset's carrying amount and the sum of the consideration received and receivable is recognised in profit or loss.

On derecognition of a debt instrument classified as fair value through other comprehensive income, the cumulative gain or loss previously accumulated in the investment revaluation reserve is reclassified to profit or loss.

On derecognition of an investment in equity which was elected to be classified under fair value through other comprehensive income, the cumulative gain or loss previously accumulated in the investments revaluation reserve is not reclassified to profit or loss, but is transferred to retained earnings.

Impairment

The Group recognises a loss allowance for expected credit losses on:

- financial assets that are measured at amortised cost or fair value through other comprehensive income;
- lease receivables;
- contract assets (e.g. amount due from customers under construction contracts);
- loan commitments that are not measured at fair value through profit or loss; and
- financial guarantee contracts that are not measured at fair value through profit or loss.

INDEPENDENT AUDIT REPORT

FOR THE YEAR ENDED 30 JUNE 2023

A loss allowance for expected credit losses is not recognised for:

- financial assets measured at fair value through profit or loss; or
- equity instruments measured at fair value through other comprehensive income.

Expected credit losses are the probability-weighted estimate of credit losses over the expected life of a financial instrument. A credit loss is the difference between all contractual cash flows that are due and all cash flows expected to be received, all discounted at the original effective interest rate of the financial instrument.

The Group uses the simplified approach to impairment, as applicable under AASB 9 *Financial Instruments*:

Simplified approach

The simplified approach does not require tracking of changes in credit risk at every reporting period, but instead requires the recognition of lifetime expected credit loss at all times.

This approach is applicable to:

- trade receivables or contract assets that results from transactions that are within the scope of AASB 15 *Revenue from Contracts with Customers*, that contain a significant financing component; and
- lease receivables.

In measuring the expected credit loss, a provision matrix for trade receivables was used taking into consideration various data to get to an expected credit loss.

Recognition of expected credit losses in financial statements

At each reporting date, the Group recognised the movement in the loss allowance as an impairment gain or loss in the statement of profit or loss and other comprehensive income.

The carrying amount of financial assets measured at amortised cost includes the loss allowance relating to that asset.

Assets measured at fair value through other comprehensive income are recognised at fair value with changes in fair value recognised in other comprehensive income. The amount in relation to change in credit risk is transferred from other comprehensive income to profit or loss at every reporting period.

For financial assets that are unrecognised (e.g. loan commitments yet to be drawn, financial guarantees), a provision for loss allowance is created in the statement of financial position to recognise the loss allowance.

(d) Impairment of Assets

At the end of each reporting period, the Group assesses whether there is any indication that an asset may be impaired. The assessment will include considering external sources of information and internal sources of information, including dividends received from subsidiaries, associates or joint ventures deemed to be out of pre-acquisition profits. If such an indication exists, an impairment test is carried out on the asset by comparing the recoverable amount of the asset, being the higher of the asset's fair value less costs of disposal and value in use, to the asset's carrying amount. Any excess of the asset's carrying amount over its recoverable amount is recognised immediately in profit or loss, unless the asset is carried at a revalued amount in accordance with another Standard (e.g. in accordance with the revaluation model in AASB 116 *Property, Plant and Equipment*). Any impairment loss of a revalued asset is treated as a revaluation decrease in accordance with that other Standard.

Where it is not possible to estimate the recoverable amount of an individual asset, the Group estimates the recoverable amount of the cash-generating unit to which the asset belongs.

Impairment testing is performed annually for goodwill and intangible assets with indefinite lives.

INDEPENDENT AUDIT REPORT

FOR THE YEAR ENDED 30 JUNE 2023

(e) Investments in Associates

An associate is an entity over which the Group has significant influence. Significant influence is the power to participate in the financial and operating policy decisions of the entity, but is not control or joint control of those policies. Investments in associates are accounted for in the consolidated financial statements by applying the equity method of accounting, whereby the investment is initially recognised at cost (including transaction costs) and adjusted thereafter for the post-acquisition change in the Group's share of net assets of the associate. In addition, the Group's share of the profit or loss and other comprehensive income of the associate is included in the Group's consolidated financial statements.

The carrying amount of the investment includes, when applicable, goodwill relating to the associate. Any discount on acquisition, whereby the Group's share of the net fair value of the associate exceeds the cost of investment, is recognised in profit or loss in the period in which the investment is acquired.

Profits and losses resulting from transactions between the Group and the associate are eliminated to the extent of the Group's interest in the associate.

When the Group's share of losses in an associate equals or exceeds its interest in the associate, the Group discontinues recognising its share of further losses unless it has incurred legal or constructive obligations or made payments on behalf of the associate. Upon the associate subsequently making profits, the Group will resume recognising its share of those profits once its share of the profits equals the share of the losses not recognised.

(f) Cash and Cash Equivalents

Cash and cash equivalents include cash on hand and cash at bank accounts.

(g) Trade and Other Receivables

Trade and other receivables include amounts due from customers for goods sold and services performed in the ordinary course of business. Receivables expected to be collected within 12 months of the end of the reporting period are classified as current assets. All other receivables are classified as non-current assets.

Trade and other receivables are initially recognised at fair value and subsequently measured at amortised cost using the effective interest method, less any provision for impairment. Refer to Note 1(c) for further discussion on determination of impairment losses

(h) Revenue Recognition

Revenue is measured based on the consideration specified in a contract with a customer. The Group recognises revenue when it transfers control over a good or service to a customer.

The following table provides information about the nature and timing of the satisfaction of performance obligations in contracts with customers, including significant payment terms, and the related revenue recognition policies.

INDEPENDENT AUDIT REPORT

FOR THE YEAR ENDED 30 JUNE 2023

Revenue Stream	Nature	Recognition Criteria
Government Grants	When the company receives operating grant revenue, it assesses whether the contract is enforceable and has sufficiently specific performance obligations in accordance with AASB 15.	Revenue is recognised at a point in time. If a grant does not meet the criteria of AASB 15, it is recognised under AASB 1058; recognises income immediately in profit or loss as the difference between the initial carrying amount of the asset and the related amount.
Project Development	Revenue is recognised by measuring the progress towards satisfaction of that performance obligation using the proportion of actual goods or services transferred to date as compared to the remaining goods or services promised under the contract (output method).	Revenue from contracts with customers is recognised over time on the basis that the Group transfers control and satisfies its performance obligation over the period of the contract.
Interest Income	Interest income is recognised using the effective interest method.	

Interest income is recognised using the effective interest method.

(i) Trade and Other Payables

Trade and other payables represent the liabilities for goods and services received by the Group that remain unpaid at the end of the reporting period. The balance is recognised as a current liability with the amounts normally paid within 30 days of recognition of the liability. Trade and other payables are initially measured at fair value and subsequently measured at amortised cost using the effective interest method.

(j) Borrowing Costs

Borrowing costs directly attributable to the acquisition, construction or production of assets that necessarily take a substantial period of time to prepare for their intended use or sale are added to the cost of those assets, until such time as the assets are substantially ready for their intended use or sale.

All other borrowing costs are recognised in profit or loss in the period in which they are incurred.

(k) Goods and Services Tax (GST)

Revenues, expenses and assets are recognised net of the amount of GST, except where the amount of GST incurred is not recoverable from the Australian Taxation Office (ATO).

Receivables and payables are stated inclusive of the amount of GST receivable or payable. The net amount of GST recoverable from, or payable to, the ATO is included with other receivables or payables in the statement of financial position.

Cash flows are presented on a gross basis. The GST components of cash flows arising from investing or financing activities, which are recoverable from or payable to the ATO, are presented as operating cash flows included in receipts from customers or payments to suppliers.

(l) Critical Accounting Estimates and Judgments

The directors evaluate estimates and judgements incorporated into the financial statements based on historical knowledge and best available current information. Estimates assume a reasonable expectation of future events and are based on current trends and economic data, obtained both externally and within the Group.

INDEPENDENT AUDIT REPORT

FOR THE YEAR ENDED 30 JUNE 2023

Key judgements

(ii) Performance obligations under AASB 15

To identify a performance obligation under AASB 15, the promise must be sufficiently specific to be able to determine when the obligation is satisfied. To identify a performance obligation under AASB 15, the promise must be sufficiently specific to be able to determine when the obligation is satisfied. Management exercises judgement to determine whether the promise is sufficiently specific by taking into account any conditions specified in the arrangement, explicit or implicit, regarding the promised goods or services. In making this assessment, management includes the nature/ type, cost/ value, quantity and the period of transfer related to the goods or services promised.

(m) Comparative Figures

When required by Accounting Standards, comparative figures have been adjusted to conform to changes in presentation for the current financial year.

(n) New and Amended Accounting Policies Adopted by the Group

Initial application of AASB 1060

As at 1 July 2022, the Group has adopted AASB 1060 *General Purpose Financial Statements – Simplified Disclosures for For-Profit and Not-For-Profit Tier 2 Entities*.

The above standard did not have any impact on the amounts recognised in prior periods and is not expected to significantly affect the current or future periods.

INDEPENDENT AUDIT REPORT

FOR THE YEAR ENDED 30 JUNE 2023

	NOTE	2023 \$	2022 \$
2. REVENUE AND OTHER INCOME			
A) REVENUE DISAGGREGATION			
The revenue is disaggregated along product and services lines:			
Rendering of services - professional services		45,521	211,072
Rendering of services - reimbursement of development expenses		69,126	170,099
Rendering of services - project development		223,564	-
Rendering of services - procurement consulting		20,000	-
Rendering of services - related party		1,067	53,740
TOTAL REVENUE		359,278	434,911
B) TIMING OF REVENUE RECOGNITION			
At a point in time		359,278	434,911
Over time		-	-
C) OTHER INCOME			
Interest income		3,507	153
Ancillary services income		7,825	
Government grants		580,000	-
Training provided		-	491
TOTAL OTHER INCOME		591,332	644
3. OTHER ASSETS			
NON-CURRENT			
Shares in Grong Grong Solar (opening balance)		97,401	5,000
Gain in investment in associates		38,766	92,401
TOTAL INVESTMENTS IN ASSOCIATES		136,167	97,401

INDEPENDENT AUDIT REPORT

FOR THE YEAR ENDED 30 JUNE 2023

	NOTE	2023 \$	2022 \$
4. INCOME TAX (EXPENSE) / BENEFIT			
A) THE COMPONENTS OF TAX (EXPENSE) / BENEFIT COMPRISE:			
Current tax (expense) / benefit:			
- Current year		(139,592)	-
TOTAL CURRENT TAX (EXPENSE) / BENEFIT		(139,592)	-
Deferred tax (expense) / benefit:			
- Origination and reversal of temporary differences		18,099	341
- Benefit of previously unrecognised tax losses, tax credits or temporary differences		39,035	37,564
TOTAL DEFERRED TAX (EXPENSE) / BENEFIT		57,134	37,905
Tax expense (income) relating to changes in accounting policies and errors included in profit or loss		-	-
TOTAL INCOME TAX (EXPENSE) / BENEFIT		(82,458)	37,905
B) RECONCILIATION OF PRIMA FACIE INCOME TAX TO TAX EXPENSE			
The prima facie tax on profit from ordinary activities before tax is reconciled to income tax as follows:			
Accounting profit / (loss) before income tax		374,547	70,355
Income tax (payable) / receivable on profit before tax at 30% (2022: 25%)		(112,364)	(17,589)
Tax Effect of:			
- Non-deductible expenses		(125)	-
- Adjustment for change in tax rates		18,401	-
- Utilisation of carryforward tax losses		-	-
- Under/Over		-	(430)
- Accounting equity gain attributable to parent		11,630	55,924
INCOME TAX (EXPENSE) / BENEFIT ATTRIBUTABLE TO ENTITY		(82,458)	37,905

The standard rate of corporation tax applied to taxable profit is 30%.

INDEPENDENT AUDIT REPORT

FOR THE YEAR ENDED 30 JUNE 2023

	Note	2023 \$	2022 \$
5. CASH AND CASH EQUIVALENTS			
CURRENT			
Cash at bank		690,556	234,690
TOTAL CASH AND CASH EQUIVALENTS		690,556	234,690
RECONCILIATION OF CASH AND CASH EQUIVALENTS			
Cash and cash equivalents at the end of the financial year as shown in the statement of cash flows are reconciled to items in the statement of financial position as follows:			
Cash and cash equivalents		690,556	234,690
		690,556	234,690
6. TRADE AND OTHER RECEIVABLES			
CURRENT			
Trade receivables due from third parties		8,608	37,763
Sundry receivables		-	6
TOTAL CURRENT TRADE AND OTHER RECEIVABLES		8,608	37,769
7. RELATED PARTY TRANSACTIONS			
B) KEY MANAGEMENT PERSONNEL COMPENSATION			
Total key management personnel compensation		110,132	111,589
C) TRANSACTIONS WITH RELATED PARTIES			
Entities over which the entity has control, joint control or significant influence:			
- Sale of goods or services to related parties		7,825	193,505
- Trade receivables owing from related parties		8,608	-
Key management personnel:			
- Purchases from related parties		-	22,979
- Trade receivables owing from related parties		-	106
Other related parties:			
- Purchases from related parties		-	65,707

INDEPENDENT AUDIT REPORT

FOR THE YEAR ENDED 30 JUNE 2023

	NOTE	2023 \$	2022 \$
D) LOANS TO/FROM RELATED PARTIES			
Key management personnel:			
- Loan owing to related parties		32,370	32,370
Other related parties:			
- Loan owing to related parties		32,392	32,392
<p>All outstanding balances with related parties are interest-bearing at 10% and have no set repayment terms. None of the balances are secured. No expense has been recognised in the current year or prior year for bad or doubtful debts in respect of amounts owed by related parties. No guarantees have been given or received.</p>			
8. TAX			
ASSETS / (LIABILITIES)			
CURRENT			
Income Tax receivable / (payable)		(139,504)	-
<p>The amount of deductible temporary differences and unused tax losses for which no deferred tax assets have been brought to account:</p> <ul style="list-style-type: none">• Tax losses: \$0 (2022: \$0)• Deductible temporary differences: \$0 (2022: \$0) <p>The benefits of the above unused tax losses will only be realised if the conditions for deductibility set out in note 1b) occur. These amounts have no expiry date. Deferred tax assets have not been recognised in relation to unused tax losses as they relate to other taxation jurisdictions.</p>			

INDEPENDENT AUDIT REPORT

FOR THE YEAR ENDED 30 JUNE 2023

MOVEMENT IN DEFERRED TAX BALANCES	OPENING BALANCE	CHARGED OR CREDITED TO P&L	CHANGES IN TAX RATES	NET	BALANCE AT 30 June	
					DTA	DTL
2023						
Property, Plant & Equipment	-	19,083	-	19,083	19,083	-
Accruals	2,063	619	(413)	2,270	2,270	-
Borrowing Costs	6,149	39	(1,230)	4,958	4,958	-
Tax Losses	38,718	39,051	(16)	77,753	77,753	-
TAX ASSETS / (LIABILITIES) BEFORE SET-OFF	46,930	58,792	(1,659)	104,064	104,064	-
SET-OFF OF TAX	-	-	-	-	-	-
NET TAX ASSETS / (LIABILITIES)	46,930	58,792	(1,659)	104,064	104,064	-
2022						
Accruals	-	2,063	-	2,063	2,063	-
Borrowing Costs	7,871	(1,722)	-	6,149	6,149	-
Tax Losses	478	38,240	-	38,718	38,718	-
NET TAX ASSETS (LIABILITIES)	8,348	38,581	-	46,929	46,929	-

INDEPENDENT AUDIT REPORT

FOR THE YEAR ENDED 30 JUNE 2023

	NOTE	2023 \$	2022 \$
9. TRADE AND OTHER PAYABLES			
CURRENT			
Trade payables due to third parties		137,788	24,311
Trade payables due to related parties		-	256
Accrued expenses		9,075	8,250
GST payable		(35,886)	4,882
PAYG Withholdings Payable		14,785	17,332
TOTAL CURRENT PAYABLES		125,762	55,031
10. ISSUED CAPITAL			
15,405,835 (2022: 15,405,835) fully paid ordinary shares		283,689	283,689
		283,689	283,689

The Group has issued share capital amounting to 283,689 (2022: 283,689) ordinary shares of no par value.

A) ORDINARY SHARES

NUMBER OF SHARES

Balance at 1 July 2022

15,405,835

Balance at 30 June 2023

15,405,835

Ordinary shares participate in dividends and the proceeds on winding up of the Group in proportion to the number of shares held.

At the shareholders' meetings each ordinary share is entitled to one vote when a poll is called, otherwise each shareholder has one vote on a show of hands.

B) INVESTMENT FROM GOULBURN COMMUNITY CO-OPERATIVE LTD

At 30 June 2023 Goulburn Community Solar had received \$490,500 from Goulburn Community Energy Co-Operative Ltd (GCEC) in relation to future equity to be issued to GCEC. The equity will be issued to GCEC on the occurrence of certain events and will entitle GCEC to be issued shares at a discount of 10%.

11. IMPUTATION CREDITS

Imputation credits balance

139,592

-

TOTAL IMPUTATION CREDITS

139,592

-

12. FINANCIAL RISK MANAGEMENT

The Group's financial instruments consist mainly of deposits with banks, accounts receivable and payable.

The totals for each category of financial instruments, measured in accordance with AASB 9 *Financial Instruments* as detailed in the accounting policies to these financial statements, are as follows:

INDEPENDENT AUDIT REPORT

FOR THE YEAR ENDED 30 JUNE 2023

	NOTE	2023	2022
		\$	\$
FINANCIAL ASSETS			
CATEGORIES OF FINANCIAL ASSETS			
Financial assets measured at fair value through profit or loss (FVTPL)		136,167	97,401
Financial assets measured at amortised cost		699,164	272,453
TOTAL FINANCIAL ASSETS		835,331	369,854
FINANCIAL LIABILITIES			
CATEGORIES OF FINANCIAL LIABILITIES			
Financial liabilities measured at amortised cost		155,113	32,817
TOTAL FINANCIAL LIABILITIES		155,113	32,817

13. CONTINGENT LIABILITIES AND CONTINGENT ASSETS

The directors are not aware of any contingent liabilities or contingent assets as at 30 June 2023.

14. EVENTS AFTER THE REPORTING PERIOD

The directors are not aware of any significant events since the end of the reporting period.

15. COMPANY DETAILS

The registered office of the Company is:
17 Thurlow Street
Newmarket QLD 4051

The principal place of business is:
17 Thurlow Street
Newmarket QLD 4051


INDEPENDENT AUDIT REPORT


FOR THE YEAR ENDED 30 JUNE 2023

The Directors of the Company declare that:

1. In the Directors' opinion, the Company is not publicly accountable and the financial statements and notes, as set out on pages 3 to 22, are in accordance with the *Corporations Act 2001, including*:
 - i. comply with Australian Accounting Standards – Simplified Disclosure Requirements and the *Coporations Regulations 2001*; and
 - ii. give a true and fair view of the Company's financial position as at 30 June 2023 and of its performance for the year ended on that date.
2. In the Directors' opinion there are reasonable grounds to believe that the Company will be able to pay its debts as and when they become due and payable.

The declaration is made in accordance with the resolution of the Board of Directors.

Director  Dated this 27 Day of October 2023
Gerald Arends

Director  Dated this 27 Day of October 2023
Jonathan Edward
Prendergast

